


Theft Prevention

Article by INAMAR Recreational Marine Insurance

Thieves typically strike where they find an easy opportunity. You can help deter theft by keeping in mind three basic principles – **TIME, NOISE** and **VISIBILITY**. Do things that increase the time it would take to steal your boat. Take preventative measures that would force a thief to make noise in order to steal your boat. Keep your boat where it is visible, making it difficult for a thief to steal your boat without being noticed.

To the right is INAMAR's top ten list¹ of simple precautions you can take to help prevent your boat from being the target of a thief.

Of course, if the worst should happen and your boat or equipment is stolen, it pays to have comprehensive insurance in place. INAMAR Recreational Marine Insurance offers exceptional, all-risk insurance coverage for pleasure boats of every size – from the smallest to the largest – throughout the United States.

To learn more about INAMAR and obtain valuable information on a wide range of safety and loss prevention topics, please visit www.INAMARmarine.com. 

¹Theft prevention tips have been obtained from various law enforcement agencies nationwide.











INAMAR®

Recreational Marine Insurance

Serving your insurance needs for small boats, yachts and marine facilities.

One of the ACE Group of Companies

INAMAR is the marine marketing and underwriting division of ACE USA, the U.S.-based retail operating division of the ACE Group of Companies. Insurance policies issued by INAMAR are underwritten by the insurance companies of ACE USA that are rated A+ (Superior) by A.M. Best Company and A+ (Strong) by Standard & Poor's. Company ratings date as of September 10, 2007.

-  1. **Do not leave your key in the ignition when the boat is not in use**, and do not leave your key on the boat when it is unattended.
-  2. **If the boat is to be left on a trailer for a short period of time, install a high quality trailer hitch lock**. If the boat must be left on the trailer for a longer period of time, remove one wheel from the trailer and lock the removed wheel in a secure location, away from the boat. Also, chain the trailer frame to a large tree or other immovable object.
-  3. **Never leave your boat with a “For Sale” sign posted on it**.
-  4. **If your boat is kept at a marina, choose one with full-time security and good lighting**. Make sure your marina is aware of when your boat is being used by you or an operator approved by you. The sooner they become aware the boat isn't in its slip or where it is supposed to be, the sooner they can notify you so efforts can begin to locate your vessel.
-  5. **Install an anti-theft alarm and/or tracking system on your boat**. Your local marine supplier should be able to recommend a quality model.
-  6. **Remove all personal property, such as portable electronics and fishing equipment, from the boat when not in use**. If it cannot be easily removed stow your equipment where it is out of sight and preferably in a locked storage location. Use a diamond-tipped tool and etch identifying marks on all electronic cases, high-value rods and reels, HD/Plasma TV sets and other expensive personal items.
-  7. **If the boat is kept at your home, store it behind your house or on the side of your house**. Avoid leaving it in a spot that is visible from the street.
-  8. **To avoid entry into your vessel's cabin, replace the spring-latch locking assembly with a deadbolt-type lock**.
-  9. **Do not leave registration or title papers on the boat**.
-  10. **If you must leave your boat for an extended period of time, ask a friend to check on it regularly**.

If you're not protected by INAMAR, perhaps you deserve to be.®